

# ENROLMENT FORM



music FOR everyone

## 1. ENROLMENT INFORMATION – TERM THREE 2010

**Music For Everyone (MFE)** provides musical tuition performance and workshop opportunities. Please consult the Program Schedule for current classes, dates, times and costs. For information on the different programs please see the specific flyers available from the MFE office. For more information contact the MFE office on 6230 7190 or enrol@mfe.org.au, or visit www.mfe.org.au.

**Office hours:** The office is open from 11am-6pm Monday to Thursday at Ainslie Arts Centre, corner Elouera and Donaldson St Braddon.

**Fees:** Fees are for one term unless stated otherwise. Fees vary according to the length of the class (30, 45, 60 mins etc), size of the class and/or the number of classes scheduled in a term, due to public holidays or planned teacher absences.

Group classes are offered subject to sufficient enrolments. Some programs have waiting lists and/or entry requirements.

**Discounts:** MusicPlus, Family and Pensioner discounts are available. See overleaf.

**Direct debit authority:** See overleaf.

**Re-Enrolments:** If you are continuing in the same program(s) as last term, complete the form and return with payment to the office by the due date, **Monday 28 June**. Late enrolments are penalised.

**New Enrolments:** First check with the MFE office for allocation of a place in your preferred program(s). Then complete the membership form and your program details below & return the forms with payment to the office.

## 2. ENROLMENT DETAILS

Please refer to the Program Schedule to complete this section. For each program enrolment, fill in the name of the person enrolling (the participant), the program code, the name of the program, day & start-time, & the fee.

PARTICIPANT'S NAME	CODE	PROGRAM NAME	DAY/TIME	FEES
				\$
				\$
				\$
				\$
<b>+ Membership Fee</b>				<b>+\$</b>
Credit amount from Term 2 2010 as previously advised by MFE			<b>- Credit</b>	<b>-\$</b>
			<b>- Discount</b>	<b>-\$</b>
All Donations over \$2.00 are Tax Deductible			<b>+ Donation</b>	<b>+\$</b>
<b>= TOTAL</b>				<b>\$</b>

## 3. PAYMENT/ DIRECT DEBIT AUTHORITY

Please find enclosed a cheque/money order payable to **Music For Everyone** for \$ \_\_\_\_\_

**OR** Please debit my debit/credit card  Visa card  Mastercard

Card No:

Name on card: \_\_\_\_\_ Expiry Date: \_\_\_\_/\_\_\_\_

Signed: \_\_\_\_\_ Date: \_\_\_\_\_

**Direct Debit Debit/Credit Card Authority** [  ] Yes, I authorise MFE Inc, until further notice in writing, to debit the subsequent 2010 term instalments for my enrolment/s from my nominated debit/credit card as detailed above. [Terms and conditions available at www.mfe.org.au]

Please return this completed form together with payment to:

MFE PO Box 950 Civic Square ACT 2608 Fax: 02 6257 8088 Phone: 02 6230 7190 email: enrol@mfe.org.au

Office Use Only	Enrolled	Date	Chq /Cash/Credit	Receipt

# ENROLMENT INFORMATION

The following information relates to membership and enrolments for Term 3 2010 and should be read in conjunction with Enrolment and Membership forms.

## → MEMBERSHIP

In 2010 membership is for calendar year regardless of the program you enrol in. After 1 July, new members may pay a six month membership rate for the remainder of the year.

## → DISCOUNTS

To assist families or members who wish to take part in more than one music activity, MFE offers the following fee discounts:

- **MusicPlus Discount:** a discount for **individuals** who enrol in more than one MFE program, including at least one **group** class or activity (\$20 discount per term for each program after the first).
- **Family Discount:** a discount for **families** with more than one participant enrolled in MFE programs (\$20 discount per term for each member and/or program after the first).
- **Pensioner discounts** on program fees of 10% are also available. You need to apply to the office in person with Centrelink documentation to receive this discount and process your enrolment. The pensioner discount cannot be added to the other discounts.

**MusicPlus and Family discounts** are only available on fees paid by the due date (except for new enrolments taken after that date).

## → DIRECT DEBIT AUTHORITY- NEW AND RENEWING MEMBERS

Members who enrol and pay by debit or credit card for Term 3 2010 can authorise MFE to automatically charge their card for payments for subsequent terms in the same programs. Payments are processed the fortnight following the due date for re-enrolment. This means you don't have to remember to re-enrol each term if you are going to be doing the same programs in subsequent terms. The MFE office will send you a receipt for any automatic debit. Please note you will need to notify us of any variation to this authorisation in writing, such as discontinuing enrolment or taking up additional programs. All direct debits lapse at the end of each year. Full terms and conditions of this authorisation are available from the office and are posted on the MFE website.

## → RE-ENROLMENTS

For continuing members from Term 2 2010: Make sure you return your completed enrolment form along with your program fees in full for Term 3 2010 no later than **Monday 28 June 2010**. *After this date, MFE cannot guarantee that there will be vacancies in the program of your choice.*

## → DEADLINES - ADMINISTRATION FEE

Members should note that the due date for each subsequent term's payments will be the last Monday of the preceding term. For Terms 2, 3 and 4 in 2010, there will be an administration fee of \$25 charged on enrolments and payments received after the due date, if those enrolments can be placed.

## → NEW ENROLMENTS




For new members in Term 3: For places in **NEW CLASSES** as marked on the schedule, you can send your enrolment in straight away, no need to call the office, and your payment will only be processed if you are allocated a place. You will be contacted if there are no vacancies. For places in all other programs, please contact the MFE office after **Wednesday July 7** and **BEFORE** you send in your enrolment to check there is a vacancy. There are limited places in continuing classes and ensembles, and entry may be dependent on the applicant having a suitable ability level.

MFE PO Box 950 Civic Square ACT 2608 Fax: 02 6257 8088 Phone: 02 6230 7190  
Office: 11am-6pm Mon-Thurs email: enrol@mfe.org.au web: www.mfe.org.au



**SmokeFree**



  
  
  
**music FOR everyone**